



**Final color selection should be made from actual color chips.**

- See the product selection chart for gauge and finish availability.
- All products are available in smooth or embossed finish.
- Trim is available in all colors.
- Review the sample warranty for complete performance attributes and terms and conditions.

## SIGNATURE® 200 Standard Colors

26- AND 24- GAUGE MATERIAL

**SILICONIZED POLYESTER**  
Polar White is a Straight Polyester.

\* Also available in 29-gauge  
\*\* Minimum quantities and/or extended lead times required for 24 gauge. Please inquire.



HAWAIIAN BLUE ★\*\*  
SR .31 SRI 31



CRIMSON RED ★\*\*  
SR .32 SRI 33



FERN GREEN ★\*\*  
SR .29 SRI 29



BURNISHED SLATE ★\*\*  
SR .34 SRI 36



ASH GRAY ★  
SR .45 SRI 50



SADDLE TAN ★  
SR .47 SRI 53



DESERT SAND ★  
SR .42 SRI 47



KOKO BROWN ★  
SR .35 SRI 37



CHARCOAL GRAY ★\*\*  
SR .38 SRI 41



COBALT BLUE ★\*\*  
SR .26 SRI 24




RUSTIC RED ★  
SR .37 SRI 39



LIGHT STONE ★  
SR .56 SRI 66



POLAR WHITE ★\*  
SR .58 SRI 68



SOLAR WHITE ★\*\*  
SR .71 SRI 86


## SIGNATURE® 300 Standard Colors

26-GAUGE MATERIAL PBR, PBU, AVP, PBC, PBD PANELS ONLY

\* Also available in 24-gauge  
\*\* Minimum quantities and/or extended lead times required for 24-gauge. Please inquire.  
† Minimum quantities and/or extended lead times required for all gauges. Please inquire.



MEDIUM BRONZE ★\*  
SR .33 SRI 34



SNOW WHITE ★\*  
SR .65 SRI 78



SLATE GRAY ★\*\*  
SR .37 SRI 39



ALMOND ★\*  
SR .63 SRI 75



CLASSIC GREEN ★\*\*  
SR .27 SRI 26




BROWNSTONE ★\*  
SR .47 SRI 53



BRITE RED ★†  
SR .49 SRI 55



HARBOR BLUE ★\*\*  
SR .28 SRI 27



BONE WHITE ★\*\*  
SR .70 SRI 85



★ ENERGY STAR® Qualified Color through our Energy Star partner MBCI.

This chart is a digital reproduction; coloration may show slight variations from the actual colors. Final color selection should be made from actual color chips.


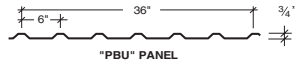

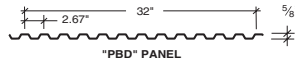
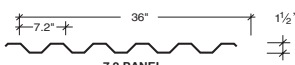

Descriptions and specifications contained herein were in effect at the time this publication was approved for printing. In a continuing effort to refine and improve products, Mid-West Steel Building Company reserves the right to discontinue products at any time or change specifications and/or designs without incurring obligation. To ensure you have the latest information available, please inquire or visit our website at mid-weststeel.com. Signature® is a registered trademark of NCI Group, Inc.

## SOLAR REFLECTIVITY (SR)

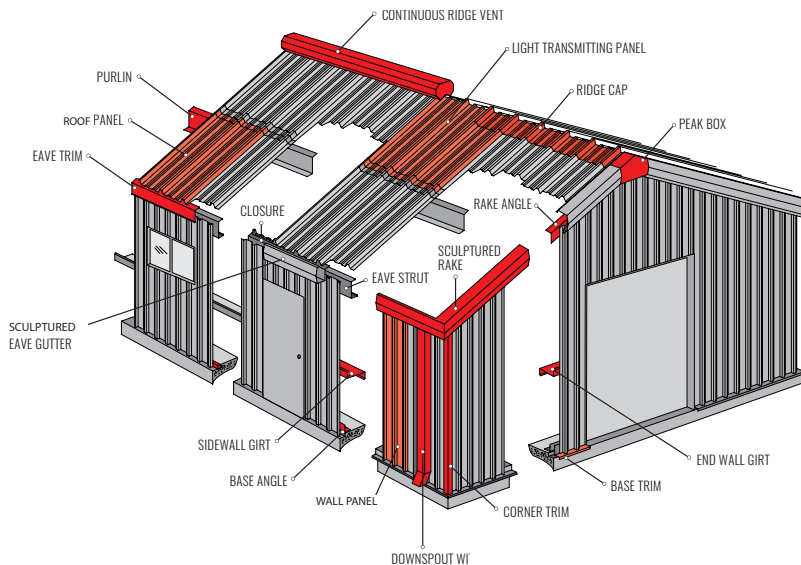
Solar reflectivity or reflectance (SR) is the ability of a material to reflect solar energy from its surface back into the atmosphere. The SR value is a number from 0 to 1.0. A value of 0 indicates that the material absorbs all solar energy and a value of 1.0 indicates it is all reflected. ENERGY STAR<sup>®</sup> requires SR testing of both new and aged roof products. New products must have an SR value of 0.25 or higher for steep slope (above 2:12) roofing and an SR value of 0.65 or higher for low slope (2:12 or less) roofing. Aged testing takes three years to complete, so not all products that meet the initial requirements are qualified. For more information, please visit [www.energystar.gov](http://www.energystar.gov)

## SOLAR REFLECTANCE INDEX (SRI)

The SRI is used to determine compliance with LEED requirements and is calculated according to ASTM E 1980 using values for reflectance and emissivity. Emissivity is a material's ability to release absorbed energy. To meet LEED v3.0 requirements, a roofing material must have an SRI of 29 or higher for steep slope (above 2:12) roofing and an SRI value of 78 or higher for low slope (2:12 or less) roofing. For more information, please visit [www.usgbc.org](http://www.usgbc.org)

Profile	Panel	29 GAUGE		26 GAUGE			24 GAUGE			22 GAUGE		
		Galvalume	Sig <sup>®</sup> 200	Galvalume	Sig <sup>®</sup> 200	Sig <sup>®</sup> 300	Galvalume	Sig <sup>®</sup> 200	Sig <sup>®</sup> 300	Galvalume	Sig <sup>®</sup> 200	Sig <sup>®</sup> 300
 <p>"PBR" PANEL</p>	PBR	●	■	●	●	●	●	■	■	●	■	■
 <p>"PBU" PANEL</p>	PBU	●	■	●	●	●	●	■	■	●	■	■
 <p>"PBC" PANEL</p>	PBC	●	■	●	●	●	●	■	■	●	■	■
 <p>"PBD" PANEL</p>	PBD	●	■	●	●	●	●	■	■	●	■	■
 <p>7.2 PANEL</p>	7.2	●	■	●	■	■	●	■	■	●	■	■
 <p>"AVP" PANEL</p>	AVP	●	■	●	●	●	●	■	■	●	■	■

● Available in any quantity, no minimum required. ■ May require minimum quantity



## AVAILABLE ACCESSORIES

- Hat and Channel Sections
- Light Transmitting Panels
- Vents
- Roof Jacks
- Fasteners
- Ridge Caps
- Closures
- Doors
- Windows
- Sealants
- Insulation
- Bracing
- Bolts
- Louvers
- Sliding Door Hardware

